



User Interface Migration



Speaker name

Title

Hewlett-Packard

© 2004 Hewlett-Packard Development Company, L.P.
The information contained herein is subject to change without notice





Agenda

- Understanding VPLUS
- VPLUS replacement options recommended by platinum partners
- Other replacement solutions
- Q&A

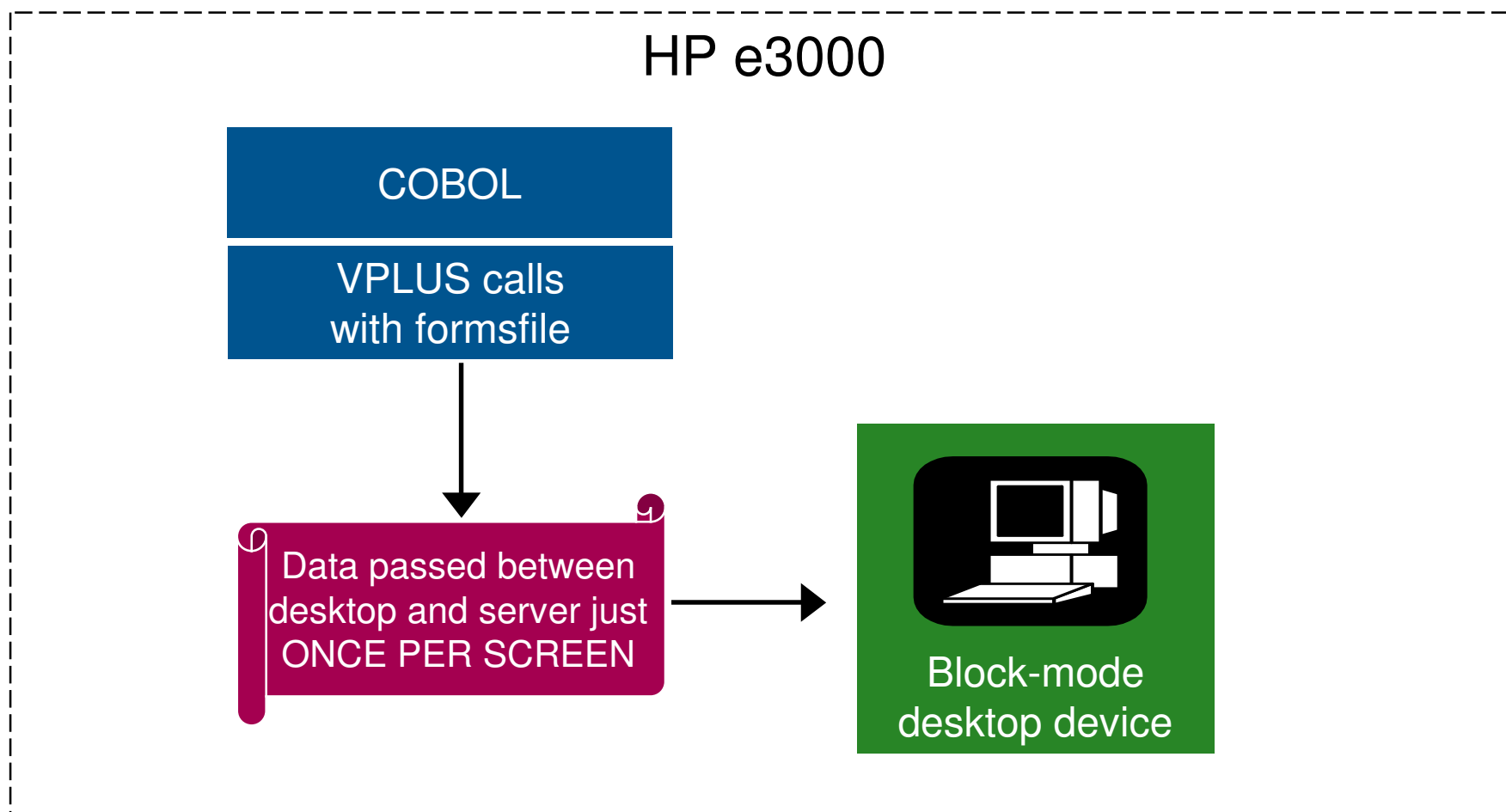


Understanding VPLUS

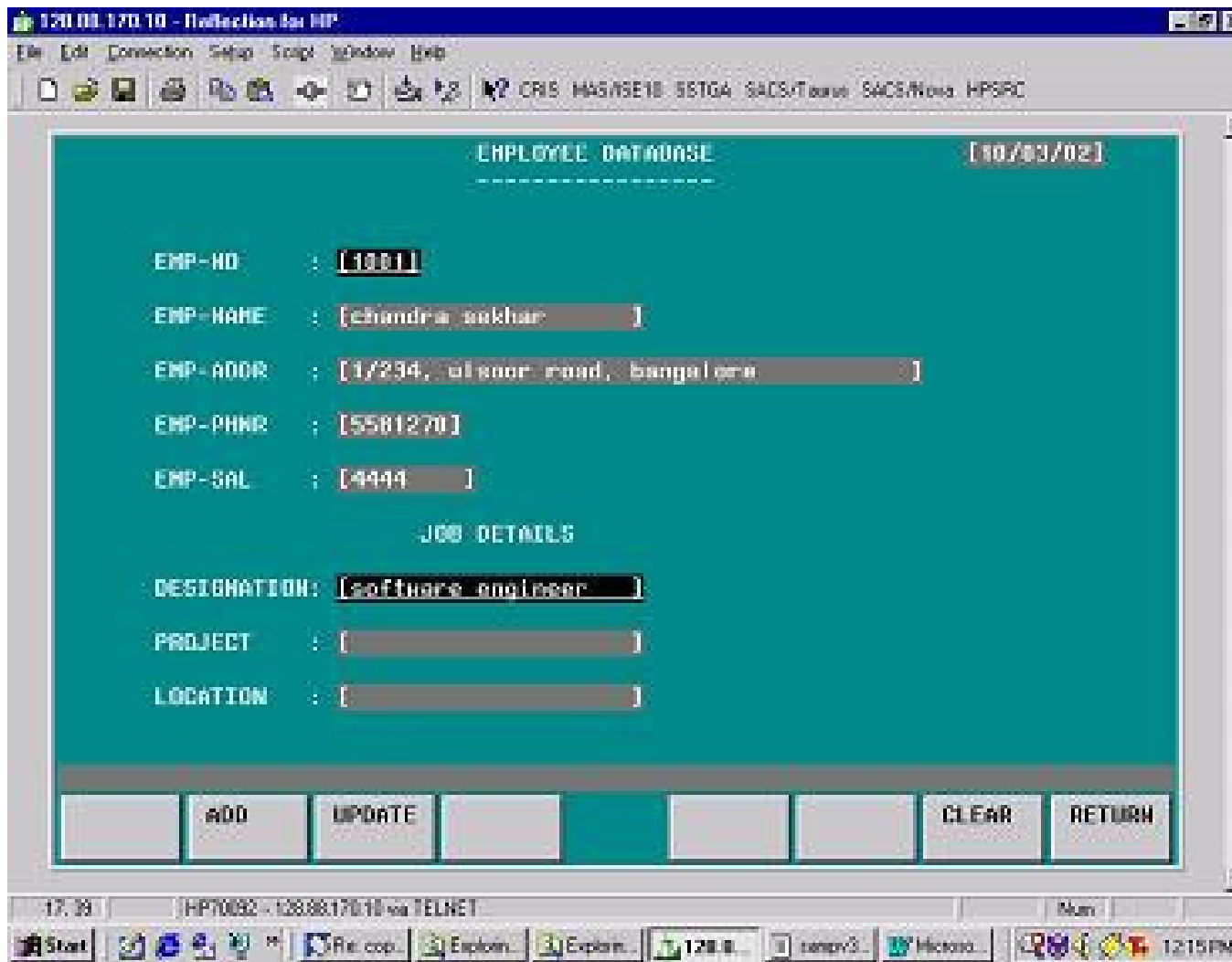
VPLUS forms

- VPLUS does not exist on other platforms
- Forms must be converted to another format compatible with the new compiler
- Intrinsic must be converted, removed, or “wrapped”

VPLUS overview



VPLUS form example



The screenshot shows a terminal window titled "170.00.170.10 - HP" displaying a VPLUS form. The form is titled "EMPLOYEE DATABASE" and has a date field showing "[10/03/02]". The form contains the following fields:

- EMP-NO : [1001]
- EMP-NAME : [chandra sekhar]
- EMP-ADDR : [1/234, alloor road, bangalore]
- EMP-PHNR : [5581270]
- EMP-SAL : [4444]

Below these fields is a section titled "JOB DETAILS" with the following fields:

- DESIGNATION: [software engineer]
- PROJECT : []
- LOCATION : []

At the bottom of the form, there are several buttons: ADD, UPDATE, CLEAR, and RETURN.

The terminal window also shows a status bar at the bottom with the text "17.39 | HP70092 - 138.88.170.10 via TELNET" and a taskbar with various icons and the time "12:15 PM".

Understanding VPLUS intrinsics

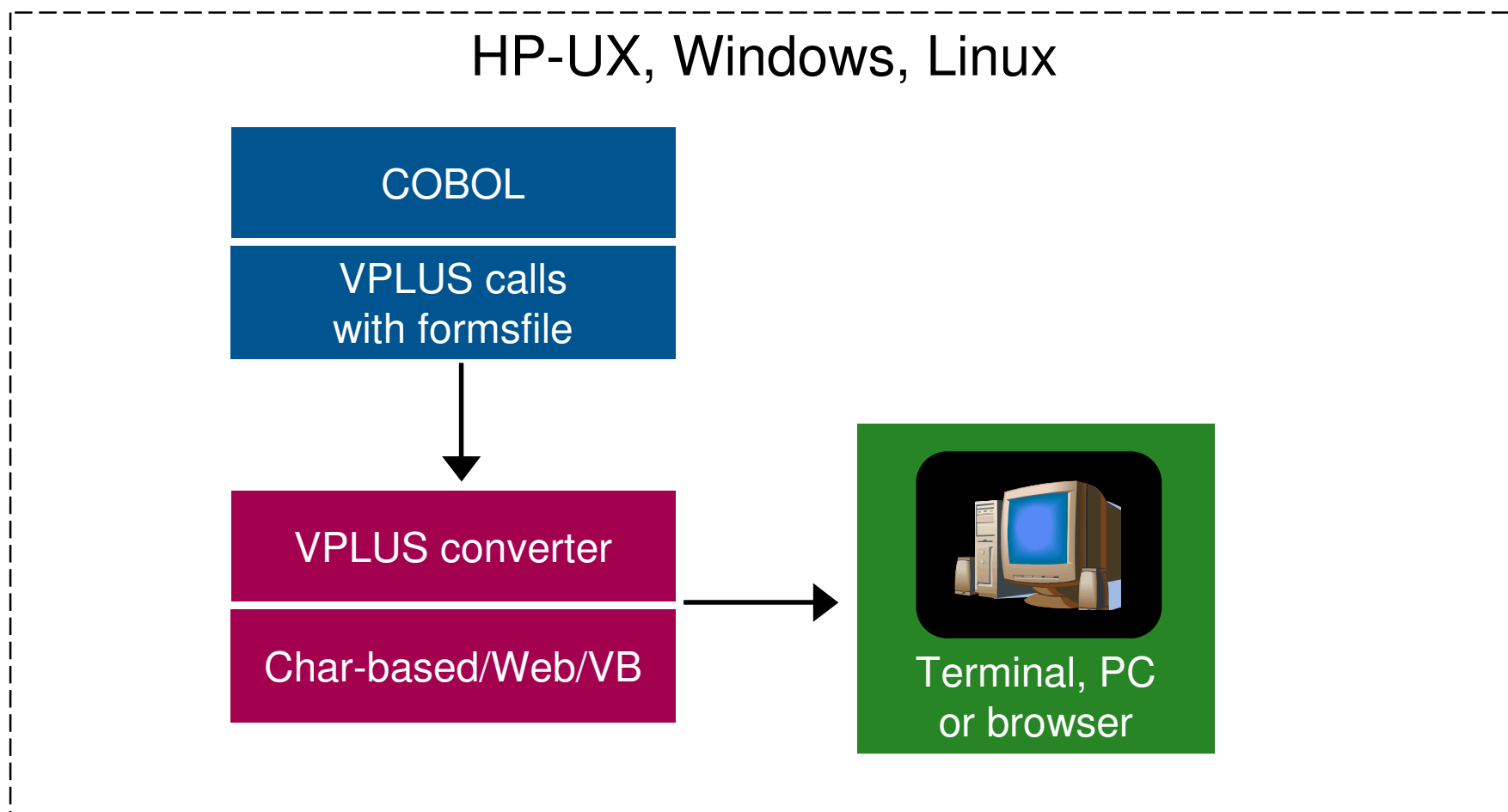
- VCHANGEFIELD
- VCLOSEBATCH
- VCLOSEFORMF
- VCLOSETERM
- VERRMSG
- VFIELDEDITS
- VFINISHFORM
- VGETBUFFER
- VGETFIELD
- VGETFIELDINFO
- VGETFILEINFO
- VGETFORMINFO
- VGETKEYLABELS
- VGETLANG
- VGETNEXTFORM
- VGETTYPE
- VINITFORM
- VLOADFORMS
- VOPENBATCH
- VOPENFORMF
- VOPENTERM
- VPLACECURSOR
- VPOSTBATCH
- VPRINTFORM
- VPRINTSCREEN
- VPUTBUFFER
- VPUTFIELD
- VPUTTYPE
- VPUTWINDOW
- VREADBATCH
- VREADFIELDS
- VSETERROR
- VSETKEYLABEL
- VSETKEYLABELS
- VSETLANG
- VSHOWFORM
- VUNLOADFORM
- VWRITEBATCH

VPLUS compilation errors with new compiler



VPLUS Intrinsic Calls	Errors or Warnings Encountered with MF
CALL "VOPENTERM" USING COMAREA FILENAME.	173 called program file not found in drive or directory - VOPENTERM
CALL "VOPENFORMF" USING COMAREA filename.	173 called program not found in drive or directory - VOPENFORMF
CALL "VGETBUFFER" USING COMAREA BUFFER-FRM1	173 called program not found in drive or directory - VGETBUFFER
CALL "VERRMSG" USING COMAREA MSGBUF MSGBUFLEN ERRMSGLEN	173 called program not found in drive or directory - VERRMSG
CALL "VPUTWINDOW" USING COMAREA MSGBUF MSGBUFLEN	173 called program not found in drive or directory - VPUTWINDOW
CALL "VGETNEXTFORM" USING COMAREA.	173 called program not found in drive or directory - VGETNEXTFORM
CALL "VINITFORM" USING COMAREA	173 called program not found in drive or directory - VINITFORM
CALL "VFIELDDEDITS" USING COMAREA	173 called program not found in drive or directory - VFIELDDEDITS
CALL "VSHOWFORM" USING COMAREA	173 called program not found in drive or directory - VSHOWFORM
CALL "VREADFIELDS" USING COMAREA	173 called program not found in drive or directory - VREADFIELDS
CALL "VPUTBUFFER" USING COMAREA BUFFER-FRM1	173 called program not found in drive or directory - VPUTBUFFER
CALL "VCHANGEFIELD" USING COMAREA WS-VPLUS-FIELD- SPECS	173 called program not found in drive or directory - VCHANGEFIELD
CALL "VFINISHFORM" USING COMAREA.	173 called program not found in drive or directory - VFINISHFORM
CALL "VCLOSEFORMF" USING COMAREA.	173 called program not found in drive or directory - VCLOSEFORMF
CALL "VCLOSETERM" USING COMAREA.	173 called program not found in drive or directory - VCLOSETERM

VPLUS replacement options



VPLUS GUI enhancements

HP-UX, Windows, Linux

COBOL

New interface
Web/GUI



Java, VB, etc.

VPLUS replacement solutions

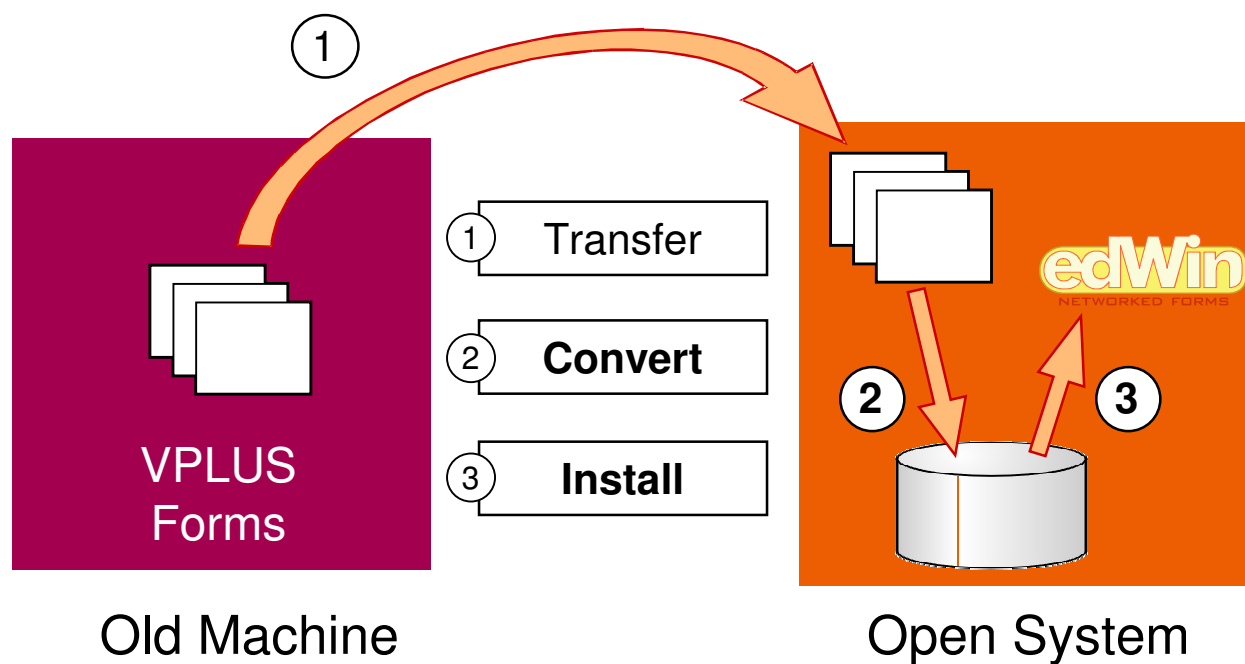
- Proven solutions known to include an automated migration tool
 - edWin/3k from Ordina-Denkart
 - LookVP from Cheops
 - ScreenJet from ScreenJet
- All solutions offer VPLUS intrinsics mapping library
 - Reduces the migration effort
 - Intrinsic calls need not be modified
- VPLUS is probably the easiest of all the 3GL application migration challenges

edWin/3K

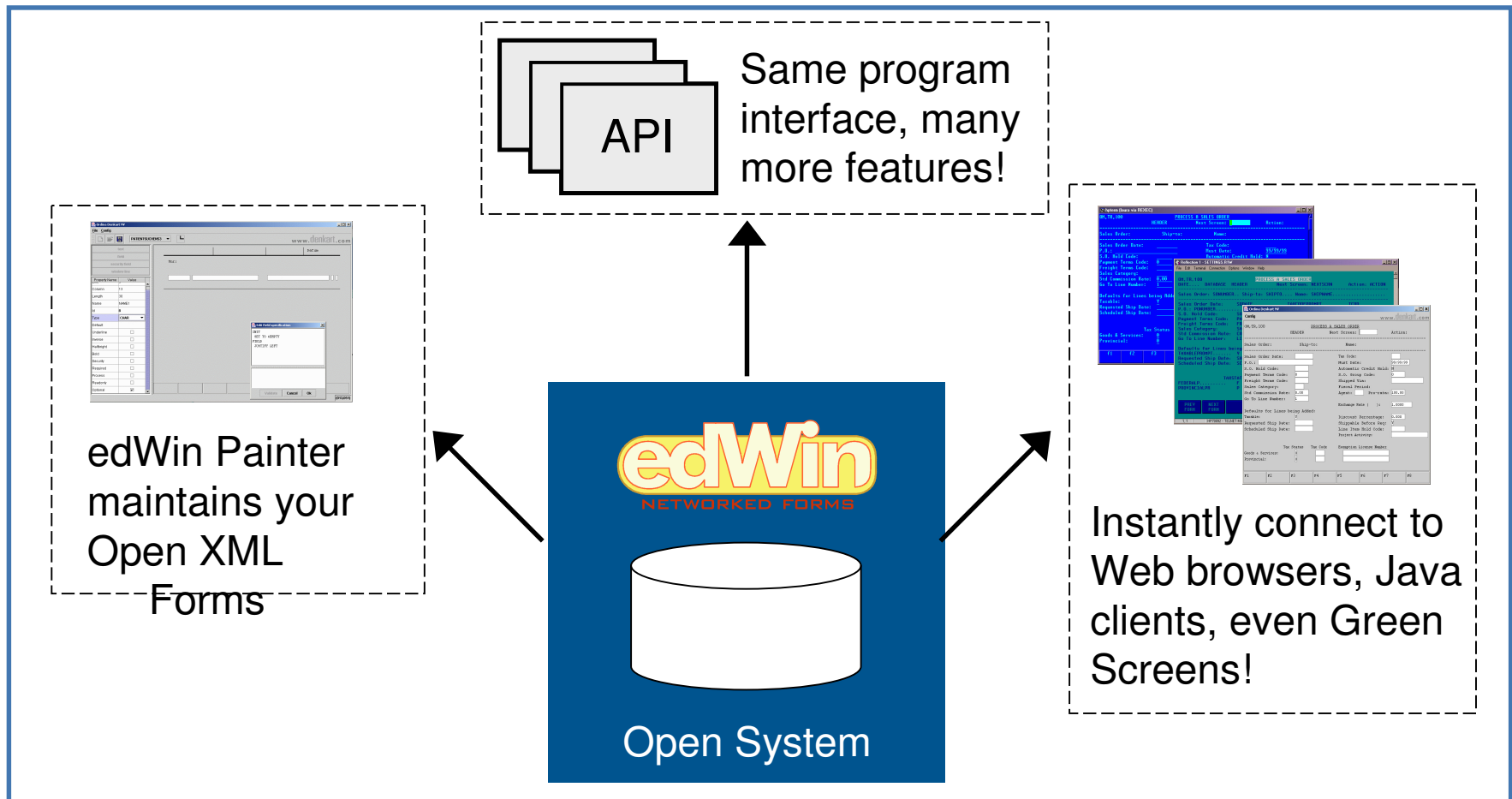
- Vendor: Ordina-Denkart (Belgium)
- Resellers: HP Platinum partners
- Quickly converts VFORM files to XML on Unix/Windows
- Supports character-based interface and GUI (Java) on Unix and Windows
- Includes VPLUS intrinsics library
 - Reduces the migration effort
 - Intrinsic calls need not be modified
- Includes GUI designer to enhance the forms
- Pricing: Based on number of developers and end-users per target server.

Migrate VPLUS in 3 simple steps

Migrates quickly and completely



After migration: You got edWin!





edWin™ benefits

edWin offers these immediate benefits:

- edWin supports all of VPLUS
- There's no need to change anything
- Screen I/O is automatically **open** and platform independent

edWin/3K™ Example A— Easy client distribution



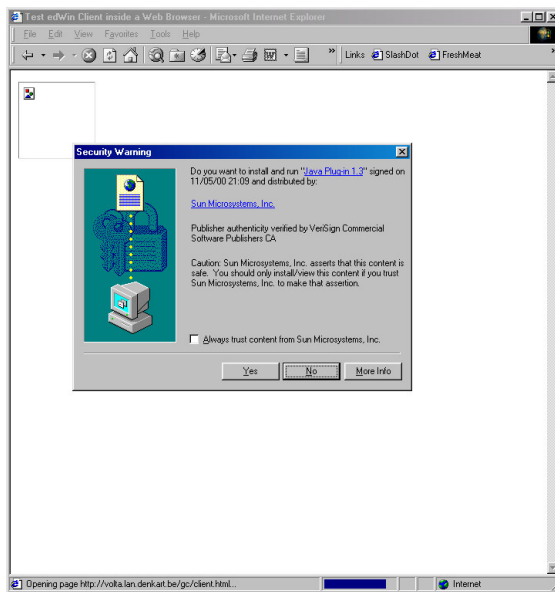
Actually, there's not much installation needed

- Web/Java interfaces are downloadable
- Browser-model irrelevant
- Wide range of supported client platforms

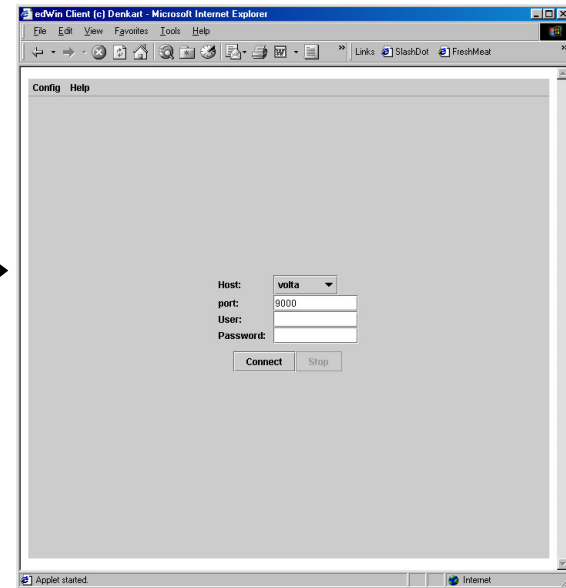
edWin/3K™ Example A— Easy client distribution (cont.)



Connect to edWin/3K application server...



Automatic
installation



...and you're ready to go!

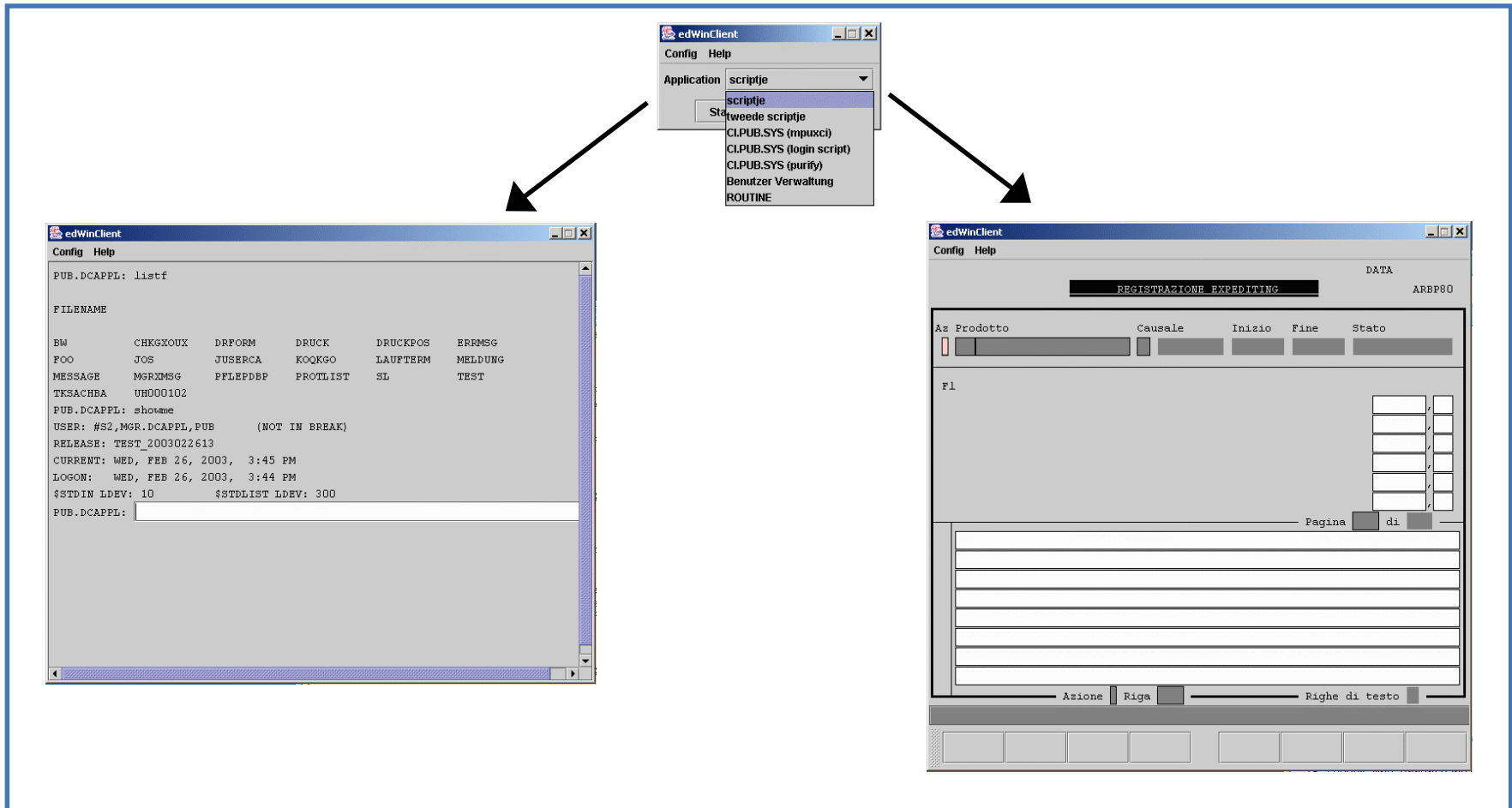
edWin/3K™ Example B— Compatibility and new features



edWin has fundamentally different architecture

- Client-server model for advanced networking
- Graphical and browser-based clients
- Nevertheless **full** forms and line-mode support
- Menu offers access to applications and even CI screens

edWin/3K™ Example B— Compatibility and new features (cont.)





ScreenJet[®]





ScreenJet

- Vendor: ScreenJet (United Kingdom)
- Resellers: HP Platinum partners
- Quickly converts VFORM files to AcuBench screens
- Supports thin-client AcuBench GUI (Java)
- Offers VPLUS intrinsics library
 - Reduces the migration effort
 - Intrinsic calls need not be modified
- GUI form designer is AcuBench
- Pricing: Based on one conversion kit and number of users per target server

VPLUS screen on HP 3000

917.r1w - Reflection for HP

File Edit Connection Setup Macro Window Help

DEMO1 Name and Address ScreenJet
21/06/04
15:34

Title: Mr
Forename: Alan
Surname: Yeo

Job Title: CEO
Company: ScreenJet Ltd

Address: The Great Barn
Mill Street
Tewkesbury

Zip Code: GL20 5SB
Country: United Kingdom

Annual DP Budget
1 = <10K 2 = 10-100K 3 = >100K

# HP 3000's	917	#	1	DEVELOPMENT and USER ENVIRONMENT
Model's	918	#	2	COBOL <input checked="" type="checkbox"/> VPLUS <input checked="" type="checkbox"/> Powerhouse <input checked="" type="checkbox"/> Rapid <input checked="" type="checkbox"/>
		#		Number of Users <input type="text" value="8"/>
		#		Network user % <input type="text" value="100"/> Terminal user % <input type="text" value="0"/>
		#		Emulators Used WRQ <input checked="" type="checkbox"/> ScreenJet <input checked="" type="checkbox"/>

IT Staff Further Information Required

Details Updated successfully

First Previous Next Clear Review Update Delete Exit

Fixed Tab Sequence
Left-Right
Top-Bottom

VPLUS
Message
Line

Function
Key
Labels

ScreenJet conversion defaults

Title from Form Description

Windows Menu generated from Function Keys, also supports app driven FKey labels

Identical Screen Layout to original Form

VPLUS Messages now in Windows Status Bar

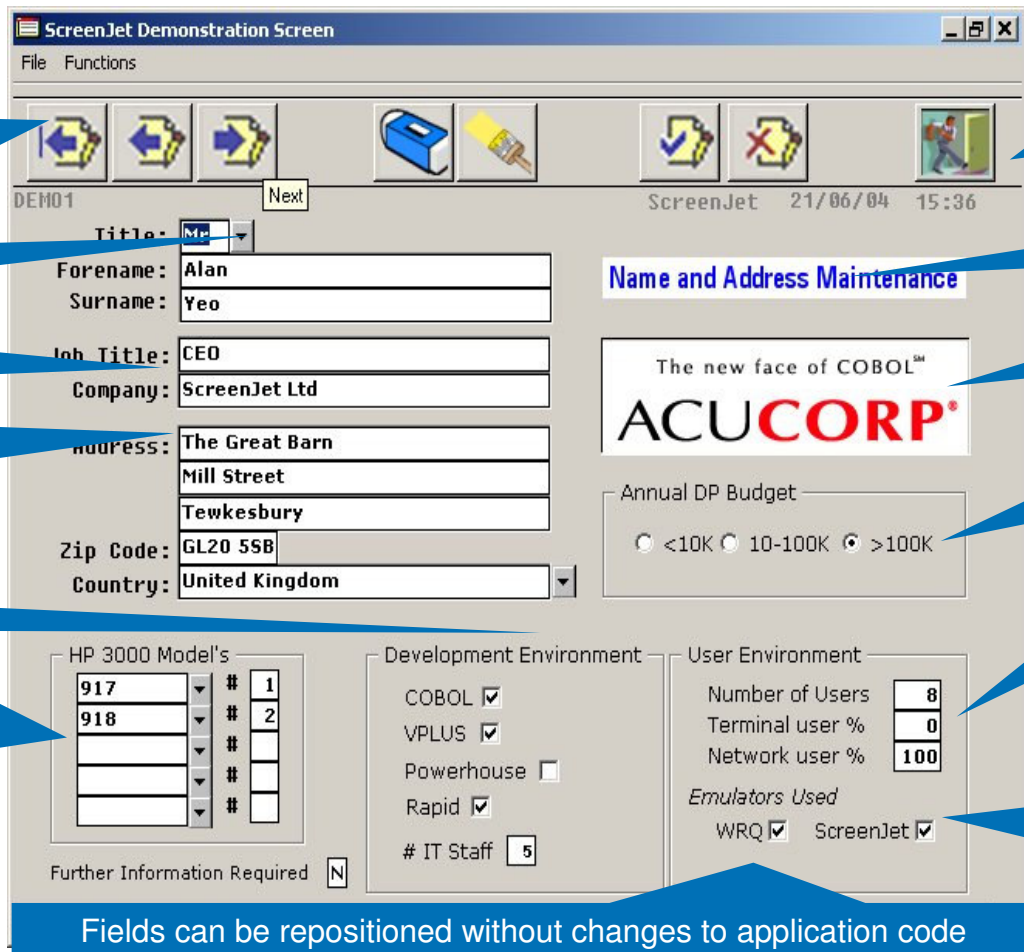
The screenshot shows a 'ScreenJet Demonstration Screen' window. At the top, there is a menu bar with 'File' and 'Functions'. Below the menu is a toolbar with buttons for 'Next', 'Clear', 'Review', 'Update', 'Delete', and 'Exit'. A 'Submit' button is located below the toolbar. The main form area contains several input fields: 'Surname: Yeo', 'Job Title: CEO', 'Company: ScreenJet Ltd', 'Address: The Great Barn, Mill Street, Tewkesbury', 'Zip Code: GL20 5SB', and 'Country: United Kingdom'. There is also a section for 'Annual DP Budget' with a legend: '1 = <10K 2 = 10-100K 3 = >100K'. Below this, there are fields for '# HP 3000's', 'Model's', '# IT Staff', and 'Further Information Required'. An error message pop-up is visible in the center: 'Annual Budget Must be in the range 1 thru 3'. The status bar at the bottom of the window displays the error message: 'Annual Budget Must be in the range 1 thru 3'.

Function Keys on Windows Tool Bar, at bottom of screen, or omitted

Error Messages in optional Pop Up, click or CR to clear

Retains Field highlighting, cursor positioning, and tab sequence

Sample changes via AcuBench[®]



The screenshot shows a 'ScreenJet Demonstration Screen' window with a menu bar (File, Functions) and a toolbar containing icons for navigation and editing. The main area is a form titled 'Name and Address Maintenance' with fields for personal and company information. A callout box at the bottom states: 'Fields can be repositioned without changes to application code'.

Callout boxes on the left side of the screen point to the following changes:

- Fkey Labels still available via Menu
- Fkey Labels on hover
- Change to 3D Look
- Change to Proportional fonts
- Drop Down list selection
- Change Tab Sequence for Screen & Within Frames

Callout boxes on the right side of the screen point to the following changes:

- Fkey Labels replaced by Icons
- Change Font and Colors
- Addition of Images
- Convert field to Radio Button
- Framed & linked Object groups
- Convert fields to Check Boxes

All these changes were made directly in the AcuBench Screen Painter and required no changes to the application code

From 1-to-1 VPLUS migration to the “rich client”



LOOK^{VP}
universal user interface

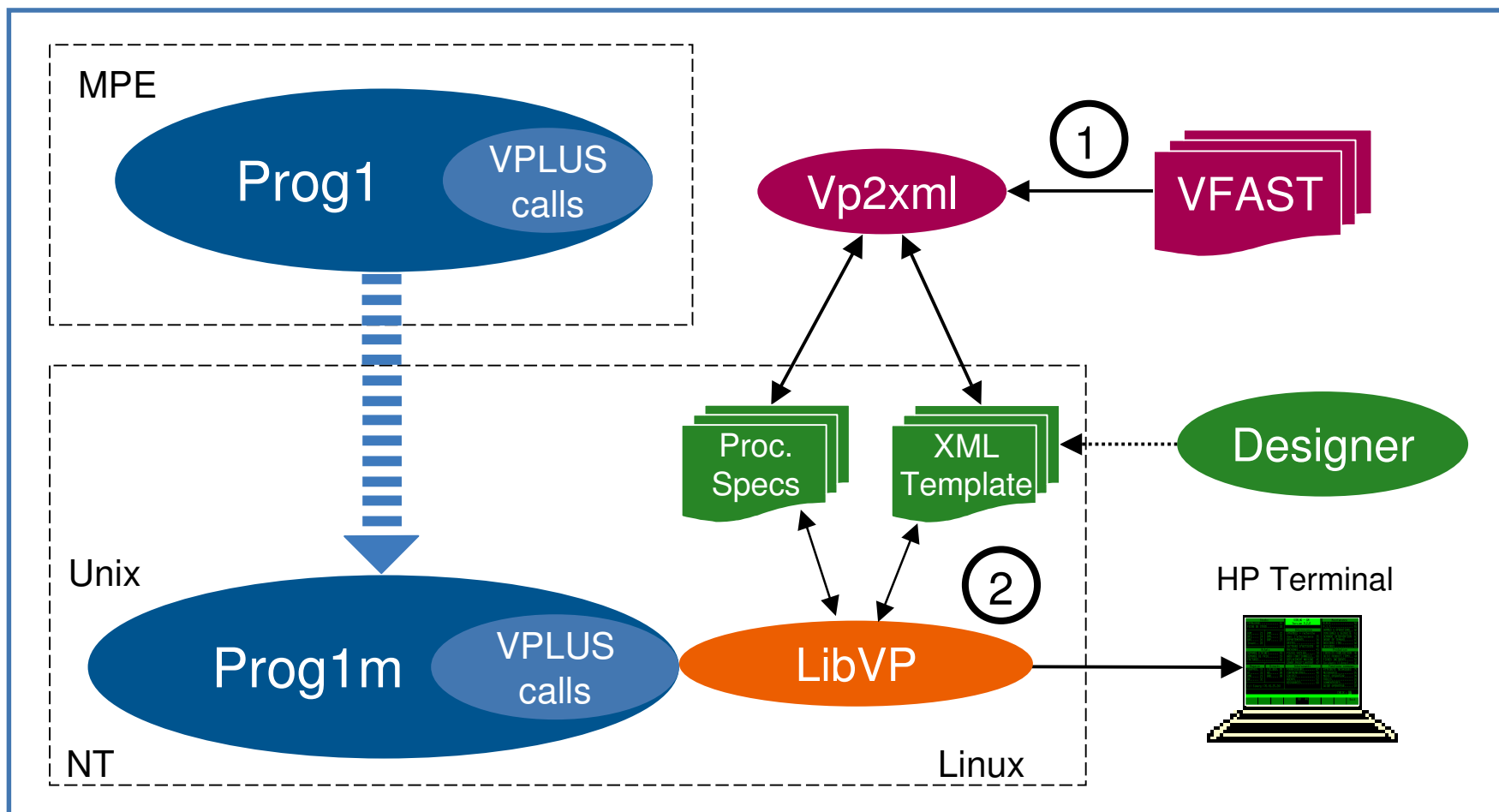
LookVP

- Vendor: Cheops (France)
- Resellers: HP Platinum partners
- Quickly converts VFAST files to XML format
- Supports Char-based, GUI (Java) and Web (HTML)
- Offers VPLUS intrinsics library
 - Reduces the migration effort
 - Intrinsic calls need not be modified
- Includes GUI designer to enhance the forms
- Pricing: Based on number of developers and end-users per target server

LookVP

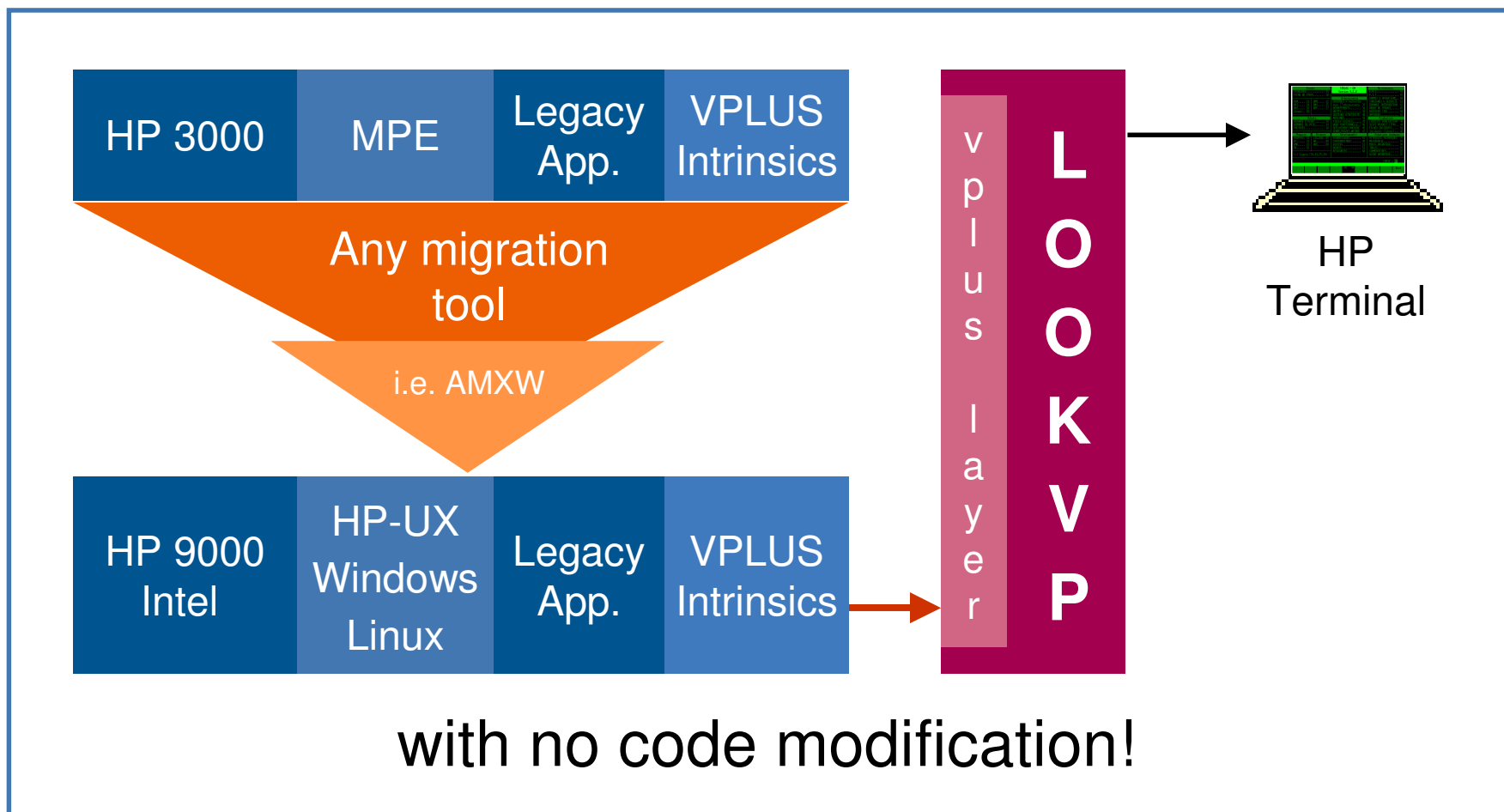
- HP block-mode
 - any HP terminal
 - any terminal emulator supporting HP protocol
- VPLUS intrinsics
 - the most currently used
 - up to 100% on demand
- Processing specifications
 - full support (init, edit, finish)
 - configuration on demand (device, light)
- Maintenance of screens
 - forms through a graphical IDE (Designer)
 - processing specifications (Spring 2004)

LookVP



LOOKVP

LookVP





VPLUS replacement

Other solutions

- Legacy J's ViewJ for PerCobol
- Sungard BI-Tech's XFORM
- Transoft's Intelligent Adapters
- Advanced Network Systems' VPLUS adapters
- Robust Systems' VB-VIEW
- eXegeSys' client



Q&A

Thank you





i n v e n t



HP WORLD 2004

Solutions and Technology Conference & Expo

Co-produced by:



RECOMMENDED TRAINING VENUE FOR THE
HP Certified Professional

